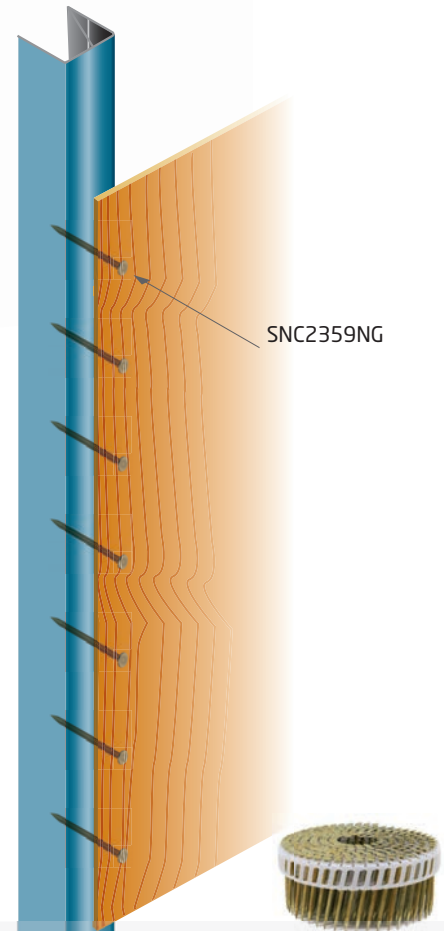




OSB Bracing



COIL NAILER AND COIL NAIL INFORMATION

Coil Nailer	Coil Nailer Brand	Coil Nail Supplier	Coil Nail Part No.	Coil Nail Size
15 deg. Nailer	Multiple Brands	Iccons	SNC2359NG	38 x 2.5mm

SNC2359NG BRACING VALUES kN/m

Wind Regions	Stud Centres	Notes	kN/m	
			2.4m - 2.7m (H)	3.0m (H)
A	450mm	Min. 900 width	3.7	3.3
	600mm	Min. 1200 width*	4.1	3.7
B	450 mm	Min. 900 width	5.3	4.8
	600 mm	Min. 1200 width*	5.8	5.2
C	450 mm	Min. 900 width	5.4	4.9
	600 mm	Min. 1200 width*	5.8	5.2
D	450 mm	Min. 900 width	5.9	5.3
	600 mm	Min. 1200 width*	5.8	5.2


NOTES:

- * When sheet is Min. 600 wide, a 50% reduction needs to be applied
- Only nominated fasteners above are approved and accepted for use. All fasteners are to have sufficient coatings or intended use (see page 2). When nailing, apply pressure to the face at right angle of the cladding to ensure flush finish. Above tools have a depth adjustment to ensure correct depth and finish is achieved (see Figure 2).

GRIPSHANK™ SUPERSHARPY™



Part No.	Description	mm	mm	mm	mm	qty	qty
SNC2359NG	Gripshank™ Supersharpy™ 38x2.5	0.4 - 2.5	38	2.5	6.4	3200	n/a



OSB Bracing

SHEET MATERIAL

The sheet must be a minimum 6 mm and have a mean density of minimum > 600 kg/m³ at a tolerance of +/- 10% and moisture content of no less than 12%.

FRAMES

Wall framing

Wall framing to comply with;

- Australian Coil Standard AS/NZS1365:1996, AS1397:2011
- NASH Standard Part 2: Section Type SB

Specifications

- min G550 tensile
- min 0.75 mm BMT
- Nog at max 1350mm centre

BOTTOM PLATE FIXING - Floor

Pryda MPCPAH hold down bracket with 50 x 50 x 3 mm washer, fixed to floor with fasteners with minimum uplift capacity of 12kN.

NAILING PATTERN

Nails must be placed no closer than 15 mm from the sheet edges; 40 mm bottom and top plates; 150 mm Edge studs and 300 mm Middle stud.

DESIGN SCOPE

Where the building design or design wind speed parameters are outside the scope of AS 4055-2012, a professional engineer should be consulted to determine the wind forces generated from AS 1170.2-2011. Walls greater than 3.0m in height outside scope of this datasheet.

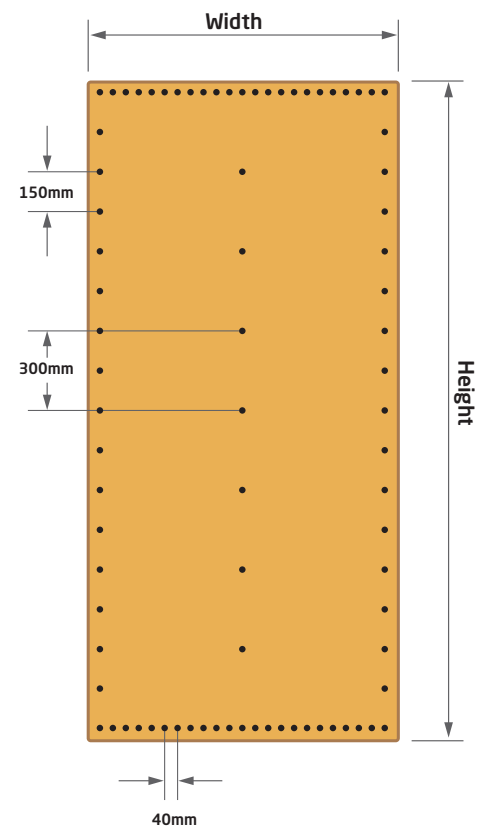
CORROSION PROTECTION

Fasteners must be fully compatible with all other materials that they are in contact with to ensure the durability and integrity of the assembly. Contact Structnail to download our PT2000® coating warranty.

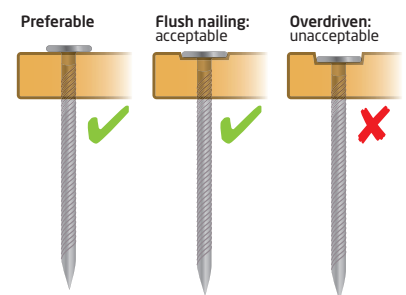
BRACING REPORT

Refer to STA Consulting Engineers report "OSB Bracing Test, Rev 1, 09/09/19 by request or download from www.structnail.com.

SPACING DETAIL - FIG 1



FASTENER DEPTH - FIG 2



INSTALL LOCATION - FIG 3

